

Quarterly Facts – 4th Quarter 2024 (data as of 12/31/2024)

Investment Objective

The portfolio seeks capital appreciation and current income as a secondary objective.

Investment Strategy

This portfolio seeks to achieve its investment objective by investing its assets in a combination of underlying mutual funds (the “underlying funds”). Under normal circumstances, it expects to invest primarily in underlying funds that invest in equities, which may include both stocks and commodity-related international securities. The portfolio may also invest directly in U.S. government securities and/or short-term commercial paper. The “Underlying Funds” section of the prospectus lists the underlying funds currently available for investment by the portfolio, provides a summary of their respective investment objectives and principal investment strategies, and identifies certain risks of the underlying funds. It is not possible to predict the extent to which the portfolio will be invested in a particular underlying fund at any time. The portfolio may be a significant shareholder in certain underlying funds. The portfolio construction manager, Morningstar Investment Management, LLC, may change the portfolio’s asset allocations and underlying funds at any time without notice to shareholders and without shareholder approval. Under adverse or unstable market, economic or political conditions, the portfolio may take temporary defensive positions in cash and short-term debt securities without limit.

General Facts

Portfolio Name	Universal VIA - Growth
Portfolio Construction Manager	Morningstar Investment Management, LLC
Inception Date	03/01/2007
Total annual portfolio expenses	1.34% ¹
Net Assets	\$35.390 million
Number of Stocks	869
Number of Bonds	0
Number of Holdings	15

Statistics

Fixed Income

Average Duration	-
Average Maturity	-

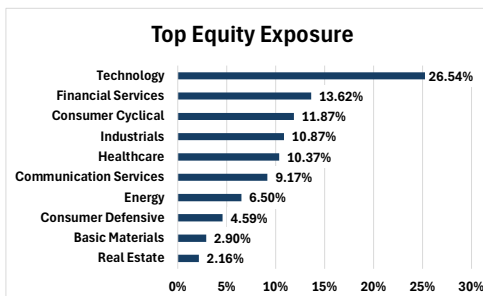
Equity

Weighted Avg. Market Cap (\$ Millions)	440,777
--	---------

Risk Measures[§]

Alpha (3-year vs. bench) ^{***§}	2.16
Beta (3-year vs. bench) [§]	1.31
Standard Deviation ^{***}	17.10
R-Squared ^{****}	94.65

Top Sector Weights (exclude cash and cash equivalents)

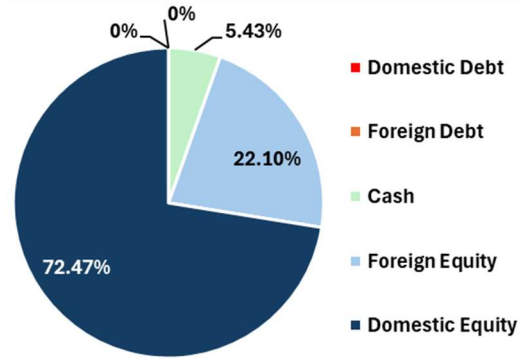


Portfolio Manager

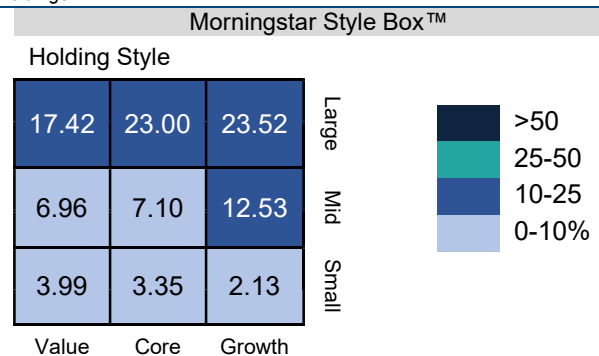
Michael Stout, CFA

Dominick Pappalardo

Allocation



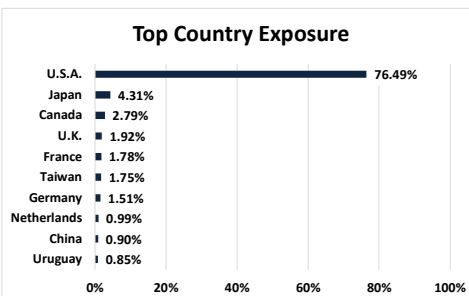
The Morningstar Style Box™ reveals a fund's investment style based on portfolio holdings



Top 10 Transamerica Holdings

WMC US Growth I2	19.27%
Levin Easterly Partners LLC Large Cap Value I2	16.06%
Calamos Advisors LLC Sustainable Equity I2	12.95%
Morgan Stanley Capital Growth I2	11.73%
Sands Capital Mngmt, LLC International Focus I2	9.75%
WMC Emerging Markets Equity I2	7.42%
TS&W International Small Cap Value I2	4.74%
Clarivest International Stock I2	4.33%
TS&W LLC International Equity I2	4.08%
Kayne Anderson Energy Infrastructure I2	3.33%
Percentage of total portfolio	93.66%

Holdings are subject to change and are not recommendations to buy or sell a security.



Growth Asset Allocation Portfolio – 09.30.2024 Total Return Performance at NAV (%)²

	QTD	YTD	1Y	3Y	5Y	10Y	Since Inception [‡]
Growth	1.08%	16.91%	16.91%	2.45%	9.37%	10.67%	9.99%

‡ Portfolio Inception Date 03/01/2007

Growth Asset Allocation Portfolio – 09.30.2024 Calendar Year Performance (%)³

	2024	2023	2022	2021	2020	2019	2018	2017	2016	2015	2007 [‡]
Growth	16.91%	15.97%	-20.81%	14.32%	19.66%	22.31%	-11.55%	20.84%	8.27%	-0.55%	10.99%

‡ Portfolio Inception Date 03/01/2007

Benchmark Composition

Current Benchmark Composition*	S&P 500 %	MSCI EAFE NR USD %	BarCap Agg Bond %	MSCI ACWI ex USA %
Growth	70	30	–	–

*The above Blended Benchmark component weightings reflect the current weightings. But the weightings and the sectors have changed over time due to the changes of Portfolio holdings from time to time.

The Barclays U.S Aggregate Bond Index ("BAB"), S&P 500®, MSCI EAFE (Morgan Stanley Capital International-Europe, Australasia and Far East), and MSCI ACWI (Morgan Stanley Capital International-All Country World Index) are unmanaged indices used as general measures of market performance. It is not possible to invest directly into an index.

All facts, statistics and information presented are those of the underlying portfolio in which the investment option invests. This underlying portfolio is not available to the general public is only offered as an investment option within Universal VIA and Universal VIA Select.

¹Total annual operating expenses includes advisory fees of 0.35% and construction manager fees of 0.10% and fund expenses of 0.89%. Universal VIA and Universal VIA Select mortality and expenses range from 1.40% to 1.95%. Optional riders are available at inception for an additional cost. There is a Puerto Rico tax annual charge of 0.10% of the net asset value of the Variable Account as of December 31st of each calendar year. There is an Annual Contract Maintenance Charge of \$50 for contracts containing less than \$100,000 on each contract anniversary.

^{2,3}Actual return may depend on the investor's individual tax situation. Portfolio commenced operation on March 1, 2007. Returns at NAV include reinvestment of dividends and capital gains and fund management expenses, and do not reflect any sales charges.

§ **Risk measures** are in comparison to a blended benchmark made up of 70% S&P500® and 30% MSCI-EAFE, unless otherwise indicated.

⁺⁺⁺ **Alpha** is a coefficient measuring the portion of the investment's return arising from specific (non-market) risk.

^{^§} **Historical beta** illustrates a fund's sensitivity to price movements in relation to a benchmark index.

^{^^^} **Standard Deviation** is a statistical measurement that helps to gauge the fund's historical volatility of risk.

^{^^^^} **R-Squared** is a statistical measurement that represents the percentage of a fund's movement that can be explained by movement in a benchmark

Past performance is no indication of future results. Current performance may be lower or higher than the performance data quoted. The investment return and principal value of the portfolios will fluctuate over time so that shares, when redeemed, may be worth more or less than original cost.

Variable annuities are long-term tax deferred vehicles designed for retirement purposes. They may offer: tax-deferred treatment of earnings, guaranteed death benefit options, and, available at inception only for an additional cost, guaranteed lifetime payout options and enhanced death benefit options. For more information including costs please refer to prospectus. Variable annuities are subject to investment risk, including possible loss of principal and are a long term retirement vehicles. Available to residents of Puerto Rico only.

Other investment options are available under the variable annuity.

Asset allocation, an investing strategy that consists of dividing money among many types of investments, can help investors manage risk but cannot guarantee a profit or guard against loss.

Please read fund and annuity prospectus, which must precede or accompany this material and consider the investment objectives, risks, charges and expenses before investing. Universal Life Insurance Company does not provide tax or legal advice. Call 787-706-7095 for a contract and fund prospectus containing this and other information. Please read it carefully before investing.